







2021 Final

Date	<i>Albacore</i> 	A/Jr.	Test #	lbs.	Basis 20#	Points
Date	<i>Barracuda</i>	A/Jr.	Test #	lbs.	Basis 8#	Points
8/10	Kristy O'Brien	A	20	2.85	0.40	1.14
8/21	Mark Mettler	A	15	3.00	0.53	1.59
8/21	Ryan Beavers	Jr.	20	2.77	0.40	1.11
8/21	Rick Evans	A	12	2.50	0.67	1.68
8/21	Cole Mettler	Jr.	15	3.90	0.53	2.07
Date	<i>Bonito</i>	A/Jr.	Test #	lbs.	Basis 8#	Points
2/27	Paul Haase	A	20	13.50	0.40	5.40
8/21	Dana Woolsey	A	15	4.01	0.53	2.13
8/21	Jake Woolsey	A	12	3.92	0.67	2.63
8/21	Mark Mettler	A	15	3.50	0.53	1.86
8/21	Reel Woolsey	Jr.	20	3.90	0.40	1.56
8/21	Ryan Beavers	Jr.	12	3.00	0.67	2.01
8/21	Garrett Young	Jr.	12	4.06	0.67	2.72
8/21	McCall Woolsey	A	15	3.52	0.53	1.87
Date	<i>Calico Bass (min 5 lbs.)</i>	A/Jr.	Test #	lbs.	Basis 12#	Points
4/25	Kristy O'Brien	A	8	*1.31	0.00	0.00
4/25	Colton Woolsey	Jr.	8	1.89	1.50	2.84
4/25	Reel Woolsey	Jr.	8	1.50	1.50	2.25
5/5	Maria Antos	A	15	6.06	0.80	4.85
5/23	John Evans	A	12	*2.25	0.00	0.00
8/18	Garrett Young	Jr.	12	2.25	1.00	2.25
8/21	Ryan Beavers	Jr.	20	1.30	0.60	0.78
Date	<i>Halibut</i>	A/Jr.	Test #	lbs.	Basis 12#	Points
2/14	Paul Haase	A	20	7.38	0.30	2.21
Date	<i>Mako (min 60 lbs.)</i>	A/Jr.	Test #	lbs.	Basis 30#	Points
Date	<i>Sand Bass</i>	A/Jr.	Test#	lbs.	Basis 8#	Points
3/28	Mark Mettler	A	12	1.94	0.67	1.30
4/25	Paul Haase	A	20	1.69	0.40	0.68
4/25	John Evans	A	12	1.60	0.67	1.07
4/25	Rob Henson	A	20	4.10	0.40	1.64
5/5	Maria Antos	A	15	5.63	0.53	2.98
5/23	Rick Evans	A	12	1.69	0.67	1.13
6/14	Paul Haase	A	10	3.13	0.8	2.5
Date	<i>Swordfish</i> 	A/Jr.	Test #	lbs.	Basis 30#	Points

Date	Thresher (min 60 lbs.)	A/Jr.	Test #	lbs.	Basis50#	Points
5/23	Jake Woolsey	A	30	*86	0.00	0.00
Date	Trout	A/Jr.	Test #	lbs.	Basis 6#	Points
4/18	Kristy O'Brien	A	na	6.69	1.00	6.69
4/18	Mark Mettler	A	na	5.31	1.00	5.31
4/18	Brendan O'Brien	Jr.	na	5.88	1.00	5.88
4/18	Cole Mettler	Jr.	na	2.38	1.00	2.38
6/12	Rob Henson	A	na	3.00	1.00	3.00
Date	Tuna (min 10 lbs.) 	A/Jr.	Test #	lbs.	Basis 20#	Points
7/24	John Evans	A	30	62.00	0.67	41.54
8/2	Rob Henson	A	30	60.00	0.67	40.20
8/2	Paul Haase	A	40	64.00	0.50	32.00
8/2	Scot Campbell	A	25	54.65	0.80	43.72
9/29	Mark Mettler	A	20	26.69	1.00	26.69
Date	Wahoo 	A/Jr.	Test #	lbs.	Basis 30#	Points
Date	White Seabass 	A/Jr.	Test #	lbs.	Basis 15#	Points
5/4	Chris Hull	A	50	53.00	0.30	15.90
5/23	Paul Haase	A	25	30.50	0.60	18.30
6/4	Mark Mettler	A	12	25.00	1.25	31.25
6/5	Bill Larkin	A	12	14.00	1.25	17.50
6/13	Tony McCabe	A	20	24.22	0.75	18.17
Date	Yellowtail (min 10 lbs.)	A/Jr.	Test #	lbs.	Basis 20#	Points
6/5	Scot Campbell	A	12	18.00	1.67	30.06
6/5	Mark Mettler	A	8	24.00	2.50	60.00
8/10	Kristy O'Brien	A	20	16.19	1.00	16.19
8/11	Garrett Young	Jr.	30	28.38	0.67	19.01
8/21	John Evans	A	15	**4.61	0.00	0.00
8/21	Dana Woolsey	A	20	12.56	1.00	12.56
8/21	Jake Woolsey	A	12	15.31	1.33	20.36
8/21	Reel Woolsey	Jr.	20	10.86	1.00	10.86
8/21	McCall Woolsey	A	20	16.3	1.00	16.30
8/21	Dylan Wilson	A	20	18.44	1.00	18.44
Date	Marlin High Angler	A/Jr.	# Caught	<i>First Flag Specie in Blue</i>		
9/10	Curtis Woolsey	A	2			
Date	Marlin High Boat 		# Caught			
9/10	Magellan		2			